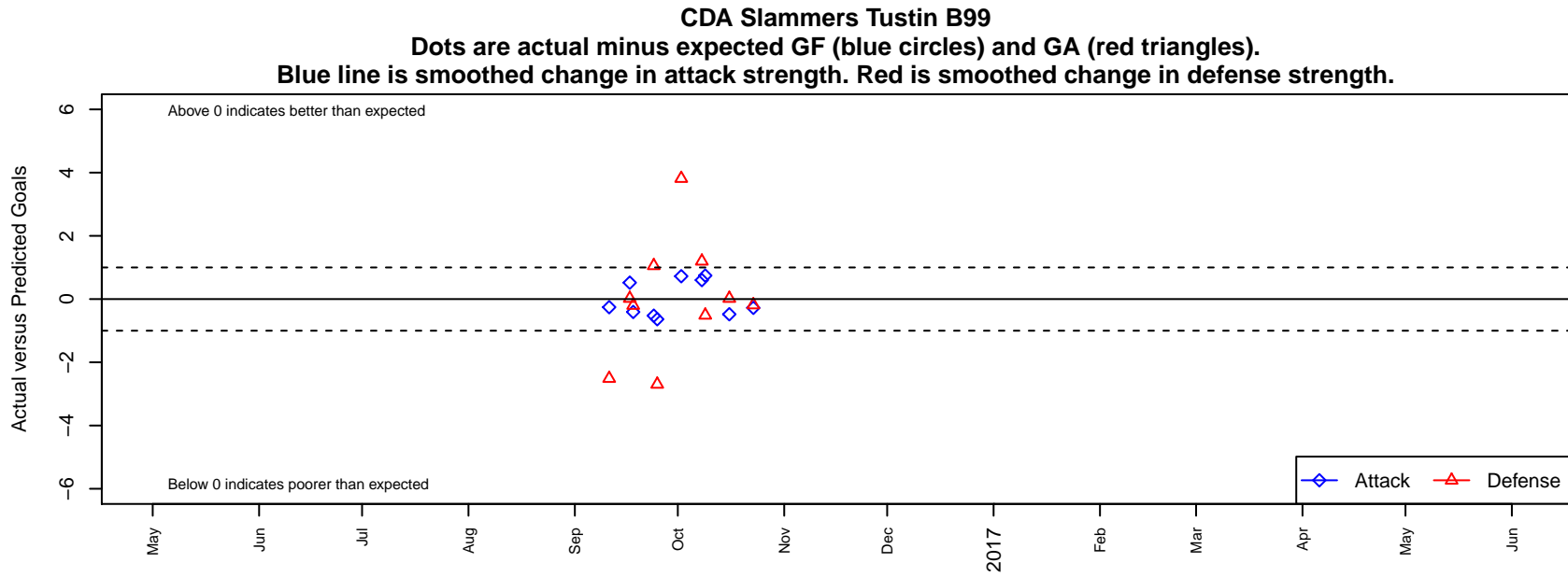


CDA Slammers Tustin B99

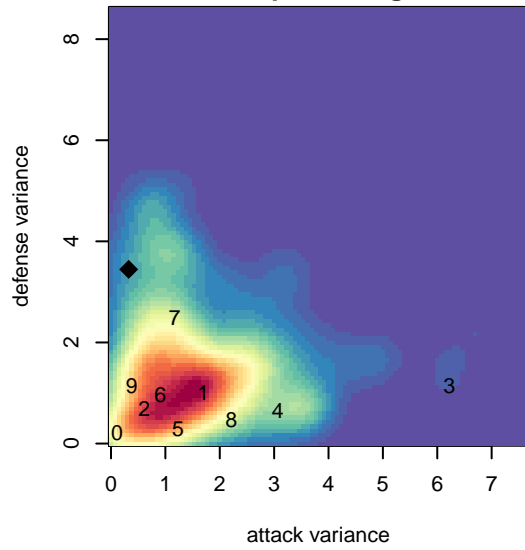
, CAS
B99 total strength=1453
attack=9.2 defense=10.06
fall league = SCDL FI1 U18

alt names used:
CDA Slammers FC – Tustin B99 Najera

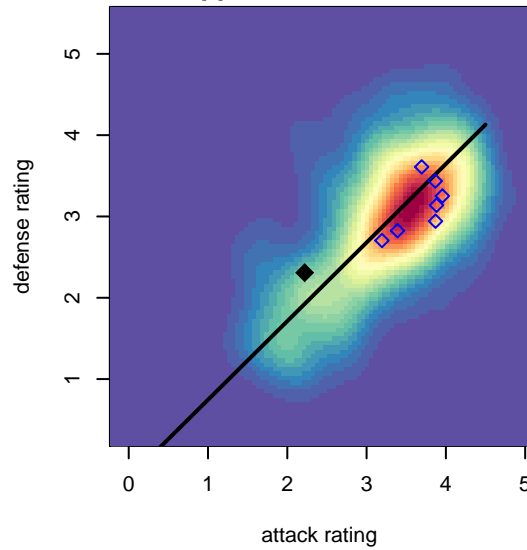
Venues played:
2016 SCDL FI1 U18



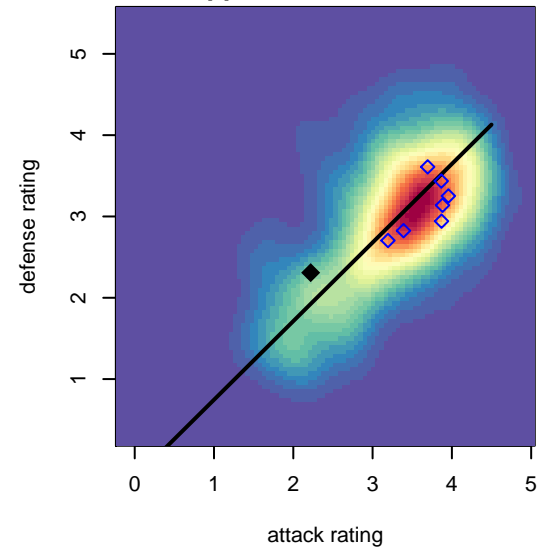
attack and defense variance (black dot)
relative to other teams
and top 10 in region



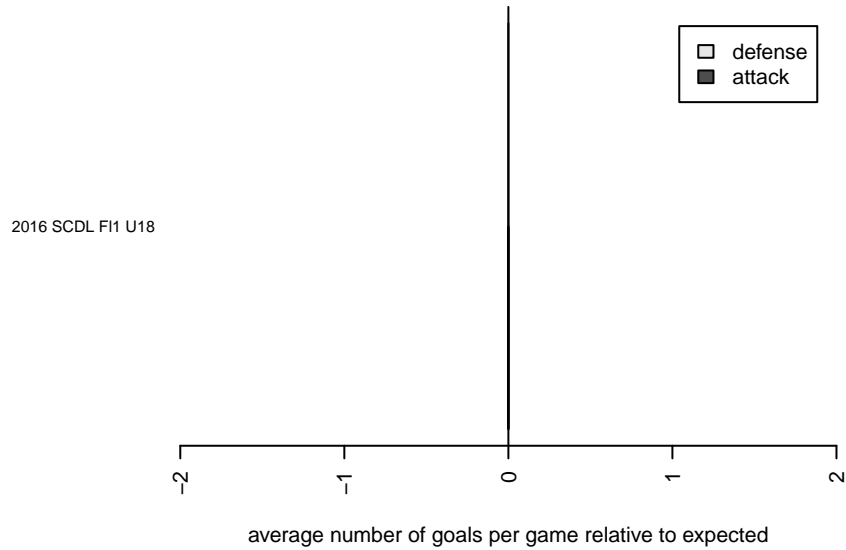
attack and defense rating
relative to others at age
and all opponents in last 13 months



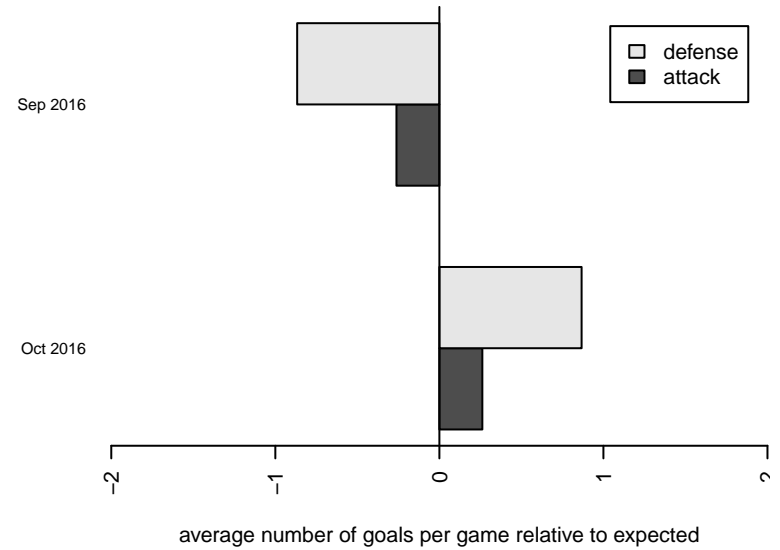
attack and defense rating
relative to others at age
and all opponents in last 13 months



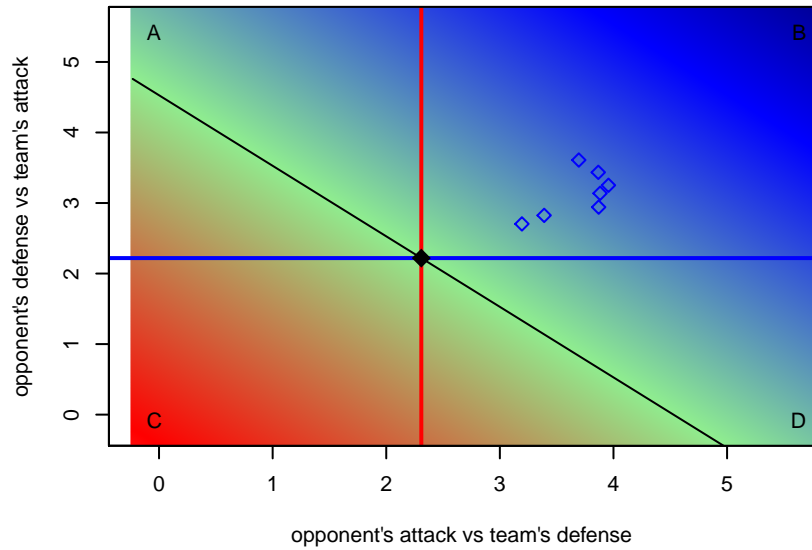
Performance relative to 13 month average



Performance relative to 13 month average



Distribution of opponents
 Red = Lose zone, Blue = Win zone, Green = Even
 Black line separates win/lose zones



lot. A=Neither has attack advantage, B=Opponent has both attack and defense advantage, C=Opponent has both attack and defense disadvantage, D=Both have

date	home		away		venue	pred.home	pred.away
2016-10-23	Pateadores MV B99	5	CDA Slammers Tustin B99	0	2016 SCDL FI1 U18	4.81	0.28
2016-10-16	CDA Slammers Tustin B99	0	RSF Attack Academy B99	3	2016 SCDL FI1 U18	0.48	3.02
2016-10-09	San Diego Surf SC Academy Select B99	5	CDA Slammers Tustin B99	1	2016 SCDL FI1 U18	4.49	0.26
2016-10-08	Encinitas Express e3 B99	4	CDA Slammers Tustin B99	1	2016 SCDL FI1 U18	5.20	0.40
2016-10-02	CDA Slammers Tustin B99	1	Pateadores MV B99	1	2016 SCDL FI1 U18	0.28	4.81
2016-09-25	San Diego SC Academy Navy B99	5	CDA Slammers Tustin B99	0	2016 SCDL FI1 U18	2.30	0.64
2016-09-24	CDA Slammers Tustin B99	0	Slammers FC B99	3	2016 SCDL FI1 U18	0.53	4.05
2016-09-18	CDA Slammers Tustin B99	0	Strikers FC Mission Viego B99	5	2016 SCDL FI1 U18	0.41	4.80
2016-09-17	RSF Attack Academy B99	3	CDA Slammers Tustin B99	1	2016 SCDL FI1 U18	3.02	0.48
2016-09-11	CDA Slammers Tustin B99	0	San Diego Surf SC Academy Select B99	7	2016 SCDL FI1 U18	0.26	4.49